


Side-by-side with our borrowers and savers for over 160 years

INVESTOR PRESENTATION RESULTS 2024



**YORKSHIRE
BUILDING
SOCIETY**

160 YEARS



DISCLAIMER



NOT FOR DISTRIBUTION TO ANY U.S. PERSON OR TO ANY PERSON OR ADDRESS IN THE U.S., AS DEFINED IN REGULATION S OF THE U.S. SECURITIES ACT 1933, AS AMENDED.

IMPORTANT: You must read the following before continuing. The following applies to the presentation materials following this page, and you are therefore advised to read this carefully before reading, accessing or making any other use of the presentation materials. In accessing the presentation materials, you agree to be bound by the following terms and conditions, including any modifications to them, any time you receive any information from us as a result of such access.

This presentation is the property of Yorkshire Building Society ("YBS").

The investments and services contained herein are not available to private customers in the United Kingdom.

By receiving this presentation, each investor (i) acknowledges that any offering is being made only outside the United States to non-U.S. persons in reliance upon Regulation S under the U.S. Securities Act of 1933, as amended (the "Securities Act") and (ii) is deemed to represent that it is not a U.S. person within the meaning of Regulation S and is not accessing the presentation from a location within the United States its territories and possessions (including Puerto Rico, the U.S. Virgin Islands, Guam, America Samoa, Wake Island and the Northern Mariana Islands) or the District of Columbia. If you are unable to agree to and confirm each of the items above, then you will not be eligible to view the presentation and you must destroy all copies of the presentation immediately and notify us forthwith of having done so. This presentation is strictly confidential and intended only for use by the recipient. By electing to receive this presentation, you represent, warrant and agree that you will not attempt to reproduce or re-transmit the contents of this presentation in whole or in part by any means. Failure to comply with this restriction may constitute a violation of applicable securities laws.

This presentation is an advertisement and does not constitute a prospectus or other offering document (each an "offering document") in whole or in part for the purposes of Regulation (EU) 2017/1129 as it forms part of domestic law by virtue of the European Union (Withdrawal) Act 2018 (the "EUWA") and / or Part VI of the Financial Services and Markets Act 2000 (the "FSMA"). Information contained in this presentation is a summary only. Under no circumstances shall these presentation materials constitute an offer to sell or the solicitation of an offer to buy securities by YBS or by any of the managers (the "Managers") retained by YBS for the purpose of the transaction described herein. In particular, nothing in this presentation constitutes an offer of securities for sale in the United States. Recipients of these presentation materials who intend to subscribe for or purchase any securities are reminded that you must not make any investment decision whatsoever on the basis of this presentation, and that any investment decision for subscription or purchase of any securities must only be made on the basis of the information contained in the final prospectus published by YBS in connection with such offering, including any supplements thereto (the "Prospectus"), and in particular, each reader is directed to the section therein headed "Risk Factors".

The securities referred to herein have not been and will not be registered under the Securities Act or the laws of any state or other jurisdiction of the United States, and may not be offered or sold within the United States or to, or for the account or benefit of, U.S. persons (as defined in Regulation S under the Securities Act), absent registration or an exemption from, or in a transaction not subject to, the registration requirements of the Securities Act and applicable state laws.

These presentation materials may only be communicated to persons in the United Kingdom in circumstances where section 21(1) of the FSMA would not, if YBS were not an authorised person, apply or to whom this document may otherwise be lawfully communicated. As such, this communication is made only to persons in the United Kingdom who (i) are "investment professionals" within Article 19(5) of the Financial Services and Markets Act 2000 (Financial Promotion) Order 2005, as amended (the "Order") having professional experience in matters relating to investments or (ii) are high net worth entities falling within Article 49(2)(a) to (d) of the Order or certified high net worth individuals within Article 48 of the Order (together, "relevant persons").

The securities referred to herein are not intended to be offered, sold or otherwise made available to, and should not be offered, sold or otherwise made available to any Retail Investor in the European Economic Area ("EEA"). For these purposes, a "Retail Investor" means a person who is one (or both) of: (i) a retail client as defined in point (11) of Article 4(1) of Directive 2014/65/EU ("MiFID II"); or (ii) a customer within the meaning of Directive (EU) 2016/97, where that customer would not qualify as a professional client as defined in point (10) of Article 4(1) of MiFID II. Consequently, no key information document required by Regulation (EU) No. 1286/2014 (the "EEA PRIIPs Regulation") for offering or selling the securities, or otherwise making them available, to Retail Investors in the EEA has been prepared and therefore offering or selling the securities or otherwise making them available to any Retail Investor in the EEA may be unlawful under the EEA PRIIPs Regulation.

The securities referred to herein are not intended to be offered, sold or otherwise made available to and should not be offered, sold or otherwise made available to any Retail Investor in the United Kingdom. For these purposes, a "Retail Investor" means a person who is one (or both) of: (i) a retail client as defined in point (8) of Article 2 of Regulation (EU) No 2017/565 as it forms part of domestic law by virtue of the EUWA; or (ii) a customer within the meaning of the provisions of the FSMA and any rules or regulations made under the FSMA to implement Directive (EU) 2016/97, where that customer would not qualify as a professional client, as defined in point (8) of Article

2(1) of Regulation (EU) No 600/2014 as it forms part of domestic law by virtue of the EUWA ("UK MiFIR"). Consequently no key information document required by Regulation (EU) No. 1286/2014 as it forms part of domestic law by virtue of the EUWA (the "UK PRIIPs Regulation") for offering or selling the securities, or otherwise making them available, to Retail Investors in the United Kingdom has been prepared and therefore offering or selling the securities or otherwise making them available to any Retail Investor in the United Kingdom may be unlawful under the UK PRIIPs Regulation.

The information given in this presentation is not intended to be relied on either as particular advice or for making investment decisions. By receiving this presentation each investor is deemed to represent that it is a sophisticated investor and possesses sufficient investment expertise to understand the risks involved in the offering. Investors must rely solely on their own examinations of the offering document in making a determination as to whether to invest in any securities offered.

Although the statements of fact in this presentation have been obtained from and are based upon sources that YBS believes to be reliable, YBS does not guarantee their accuracy, and any such information may be incomplete or condensed. All opinions and estimates included in this presentation constitute YBS's judgement as of the date of this presentation and are subject to change without notice. There has been no independent verification of the contents of this presentation. It does not constitute or contain investment advice and nothing herein should be construed as a recommendation or advice to invest in any securities. No representation, warranty or undertaking, expressed or implied, is or will be made by YBS, any Manager or any other person as to, and no reliance should be placed on, the truth, fairness, accuracy, completeness or correctness of the information or the opinions contained in this presentation, or whether any information has been omitted from it. To the fullest extent permitted by law, YBS, the Managers and their respective directors, officers, employees, affiliates, advisors and representatives disclaim any and all liability whatsoever (in negligence or otherwise) for any loss however arising, directly or indirectly, from any use of this presentation or its contents or otherwise arising in connection with this presentation. This presentation should not be construed as legal, tax, investment, financial, accounting, regulatory or other advice and the recipient is strongly advised to seek their own independent advice in relation to any legal, tax, investment, financial, accounting, regulatory or other matters. Neither YBS nor any Manager acts as an adviser to, or owes any fiduciary duty to, any recipient of this presentation.

Certain statements in this presentation may constitute "forward-looking statements". These statements reflect YBS's expectations and are subject to risks and uncertainties that may cause actual results to differ materially and may adversely affect the outcome and financial effects of the plans described herein. You are cautioned not to rely on such forward-looking statements. YBS disclaims any obligation to update its view of such risks and uncertainties or to publicly announce the result of any revisions to the forward-looking statements made herein, except where it would be required to do so under applicable law.

This presentation contains certain tables and other statistical analyses (the "Statistical Information") which have been prepared in reliance on information provided by YBS. Numerous assumptions have been used in preparing the Statistical Information, which may or may not be reflected in the material. As such, no assurance can be given as to the Statistical Information's accuracy, appropriateness or completeness in any particular context, or as to whether the Statistical Information and/or the assumptions upon which they are based reflect present market conditions or future market performance. The Statistical Information should not be construed as either projections or predictions or as legal, tax, financial or accounting advice. The average life of, or the potential yields on, any security cannot be predicted, because the actual rate of repayment on the underlying assets, as well as a number of other relevant factors, cannot be determined. No assurance can be given that the assumptions on which the possible average lives of or yields on the securities are made will prove to be realistic. Information about possible average lives of, or yields on, the securities must therefore be viewed with caution.

A rating is not a recommendation to buy, sell or hold securities and may be subject to revision, suspension or withdrawal at any time by the assigning rating organisation. Similar ratings for different types of issuers and different types of securities do not necessarily mean the same thing. The significance of any rating should be analysed independently from any other rating.

If these presentation materials have been sent to you in electronic form, you are reminded that documents transmitted via this medium may be altered or changed during the process of electronic transmission and consequently neither YBS nor any Manager nor any person who controls any of them nor any director, officer, employee nor agent of any such entity or affiliate or any such person accepts any liability or responsibility whatsoever in respect of any difference between the presentation materials distributed to you in electronic format and the hard copy version available to you on request from YBS or any Manager.

OUR PURPOSE

“As a mutual, our very reason for being is to provide **real help with real life** for our customers. Helping them to find a place to call home and build their financial wellbeing, while providing long-term value”

Susan Allen, Chief Executive Officer.

PLACE
TO CALL
HOME

FINANCIAL
WELLBEING

MEMBER
VALUE

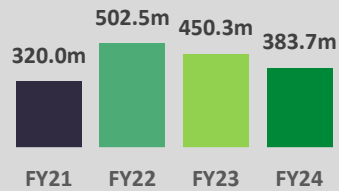


**YORKSHIRE
BUILDING
SOCIETY**

FINANCIAL HIGHLIGHTS

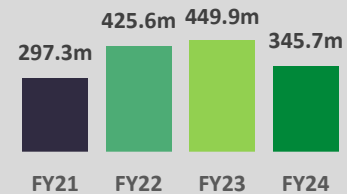
Statutory Profit Before Tax

£383.7M



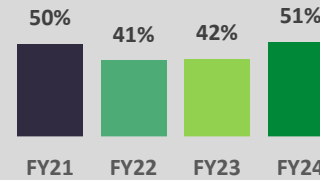
Core Operating Profit⁽¹⁾

£345.7M



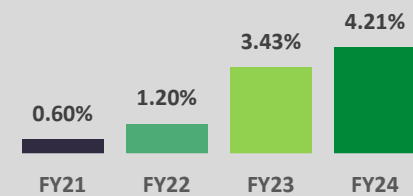
Cost to Core Income Ratio⁽¹⁾

51%



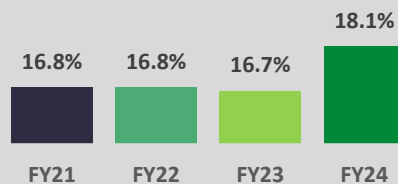
Average Savings Rate Paid

4.21%



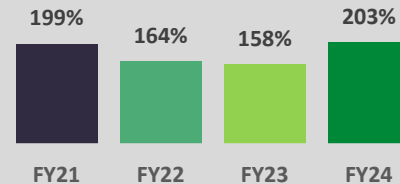
Common Equity Tier 1 Ratio

18.1%



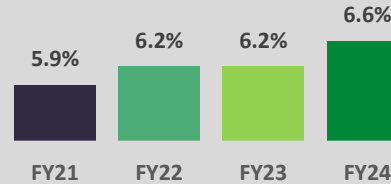
Liquidity Coverage Ratio

203%



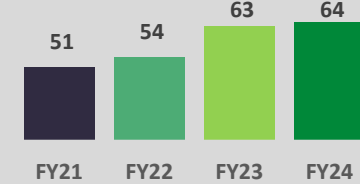
Leverage Ratio

6.6%



Net Promoter Score (NPS™) ⁽²⁾

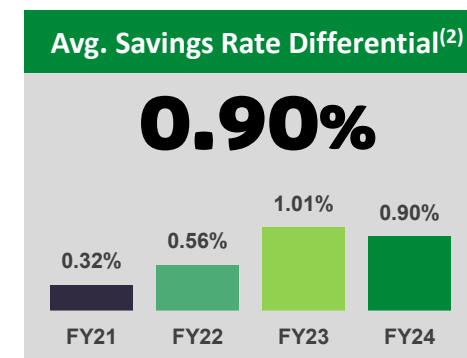
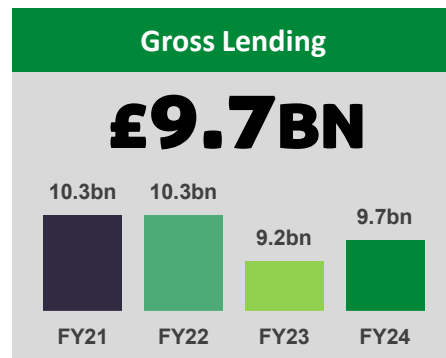
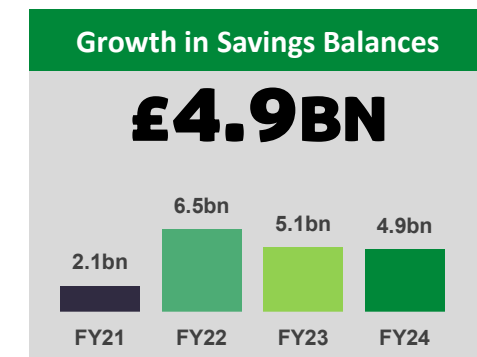
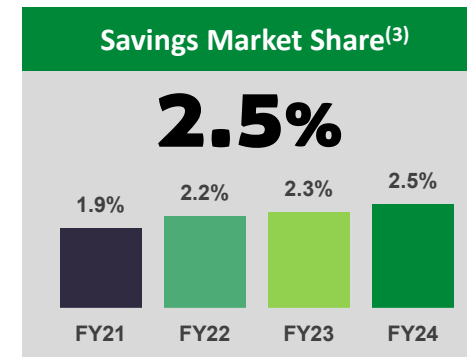
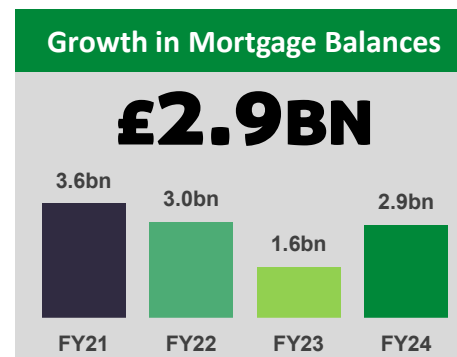
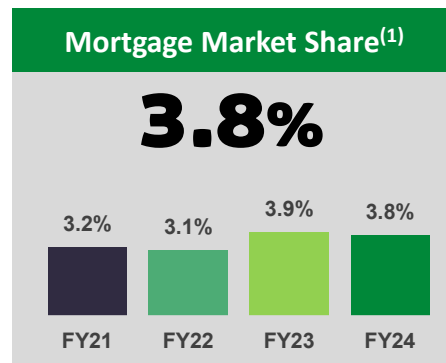
+64



(1) See the Glossary definitions to the ARA for alternative performance measures.

(2) Net Promoter Score and NPS are trademarks of Bain & Company, Inc., Fred Reichheld and Satmetrix Systems, Inc. Data period January – December 2024, based on 22,873 responses. Following a change in the calculation methodology for Group NPS, the comparative period has been restated on a consistent basis.

PROVIDING REAL HELP WITH REAL LIFE



(1) Based on Bank of England total industry gross lending. Data period January – December 2024.

(2) YBS Group average savings rate compared to rest of market average rates. Data source: CACI's Current Account and Savings Database (CSDB), Stock. Data period: January – December 2024.

(3) Based on analysis of BSA deposits Held by Households. Data period: January- October 2024.

SUSTAINABILITY FOCUS

Governance

NEW: Environmental & Social Purpose Board Sub-Committee

NEW: Strategy & Sustainability function

Pathway to Net Zero

Started solar panel installation across office sites with expected electricity reduction **100 tCO2e/year**

Emissions (tCO2e) ⁽¹⁾

Increased disclosure across all material emissions

Supply Chain: **21k**

Commercial Lending: **30k**

Residential: **662k**

EPC coverage: 60%

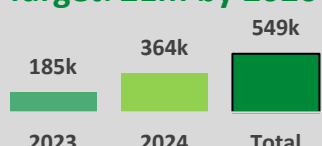
Engagement

NEW: Partnership with Snugg - online tool designed to help homeowners reduce energy consumption & carbon footprint

FareShare⁽²⁾

£549k raised to support employability skills

Target: £1m by 2026



Year	Funding (k)
2023	185k
2024	364k
Total	549k

Citizens Advice⁽³⁾

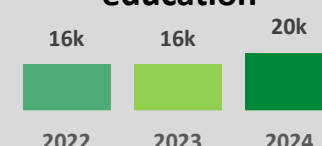
Using our branches to provide free, impartial advice



Year	Number of people supported
2022	2,151
2023	3,800
2024	5,600

Money Minds⁽⁴⁾

Increasing financial wellbeing by investing in education



Year	Number of people supported
2022	16k
2023	16k
2024	20k


Colleagues⁽⁵⁾

90 colleagues in active apprenticeships (2023: 60)

Enrolled in cross industry pilot programme aimed at increasing social mobility

(1) 2023 emissions as reported 1yr in arrears.
 (2) £549k raised across 2023 & 2024, supporting 2,500 people.
 (3) Number of people supported.
 (4) Number of people supported with financial education programme, including children, young people and adults
 (5) Progress Together programme

FINANCIAL PERFORMANCE



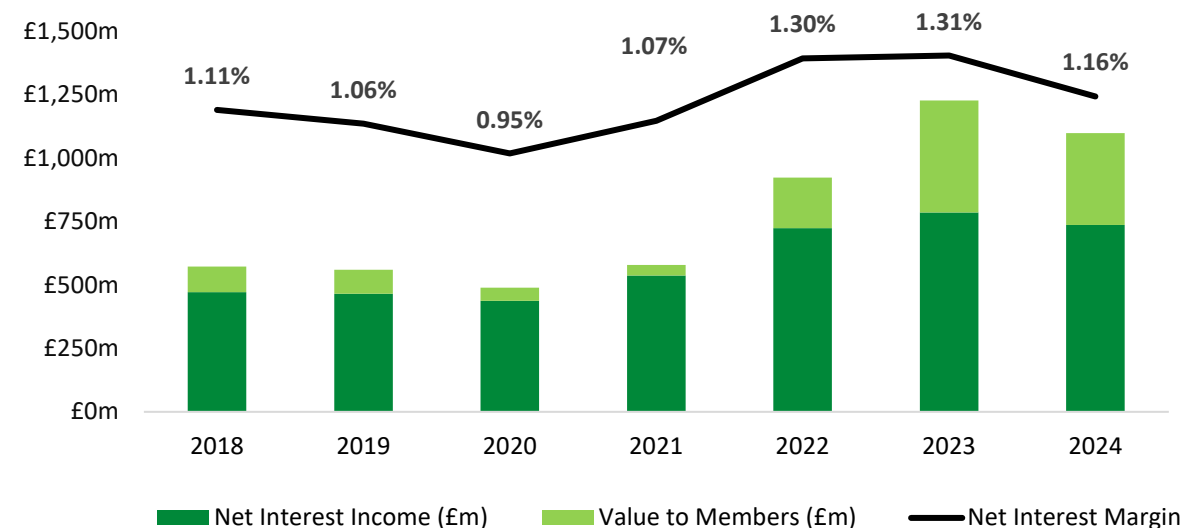
**YORKSHIRE
BUILDING
SOCIETY**

PROFITABILITY HAS RETURNED TO LONG-RUN AVERAGE

INCOME STATEMENT

£m	2024	2023	2022
Net interest income	736.5	786.0	724.1
Other (FV Adjustments, Fees & Commissions etc)	15.3	0.4	87.3
Total income	751.8	786.4	811.4
Management expenses	(366.6)	(332.7)	(298.7)
Impairments & Provisions	(1.5)	(3.4)	(10.2)
Statutory profit before tax	383.7	450.3	502.5
Non-Core Items (FV Adjustments etc)	(38.0)	(0.4)	(76.9)
Core operating profit	345.7	449.9	425.6
Change in Members Interests & Equity	276.2	302.0	307.9

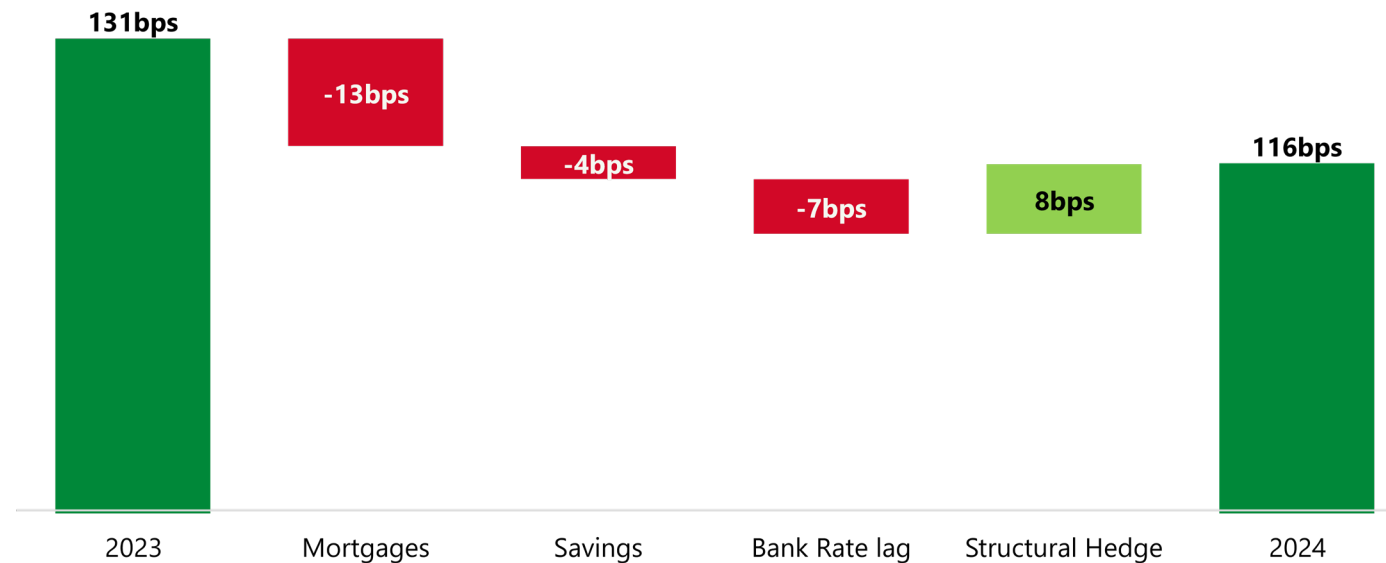
NET INTEREST INCOME & NET INTEREST MARGIN¹



- NIM trajectory improved in the second half of 2024 (HY24: 1.09%)
- In recent years NIM has benefited from increasing interest rates, NIM is expected to remain around current levels

NIM IMPACTS IN 2024

NET INTEREST MARGIN DRIVERS

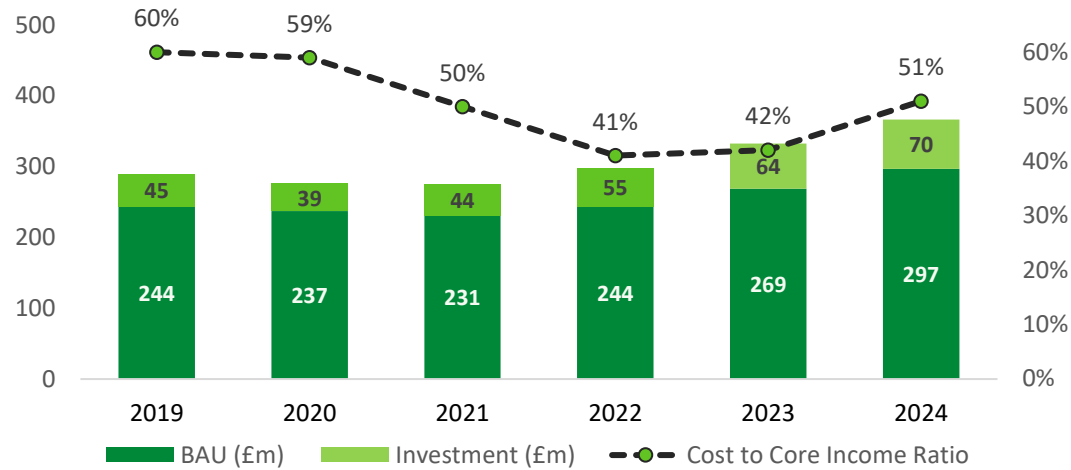


- Mortgage acquisition margins have remained stable across 2024; however, book margin has decreased year-on-year as higher margin lending from during the COVID period has rolled off in the second half of 2023
- Savings margins have compressed in 2024 as base rates have reduced; the Society however retains some margin management capacity as it continues to pay 90bps¹ above the market average on its savings products
- The reduced positive impact of Bank Rate changes and associated repricing lags have also suppressed NIM relative to 2023, however the Society's £13bn structural hedge improved NIM by 8bps across 2024 and is expected to continue to benefit NIM in 2025

(1) YBS Group average savings rate compared to rest of market average rates. Data source: CACI's Current Account and Savings Database (CSDB), Stock. Data period: January – December 2024

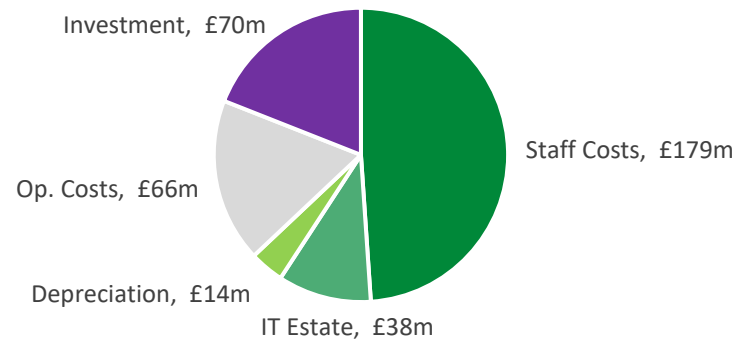
COST DISCIPLINE WITH INVESTMENT IN CAPABILITIES

COST TO INCOME RATIO

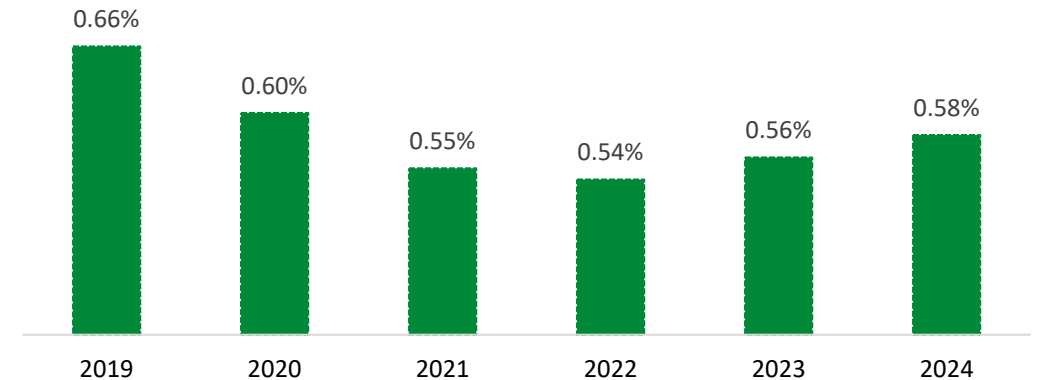


- The annual increase in management expenses reflects a rise in staff costs and investment spend as the Society enhances its capabilities as it becomes more systemically important
- A change to the Bank of England Levy Framework which replaced the previous Cash-Ratio Deposit scheme has contributed £8m of additional costs
- c£70m of investment spend in 2024 focused across IT & infrastructure, digital customer experience and regulation & compliance

COST BREAKDOWN - 2024



MANAGEMENT EXPENSES (COST TO MEAN ASSETS)

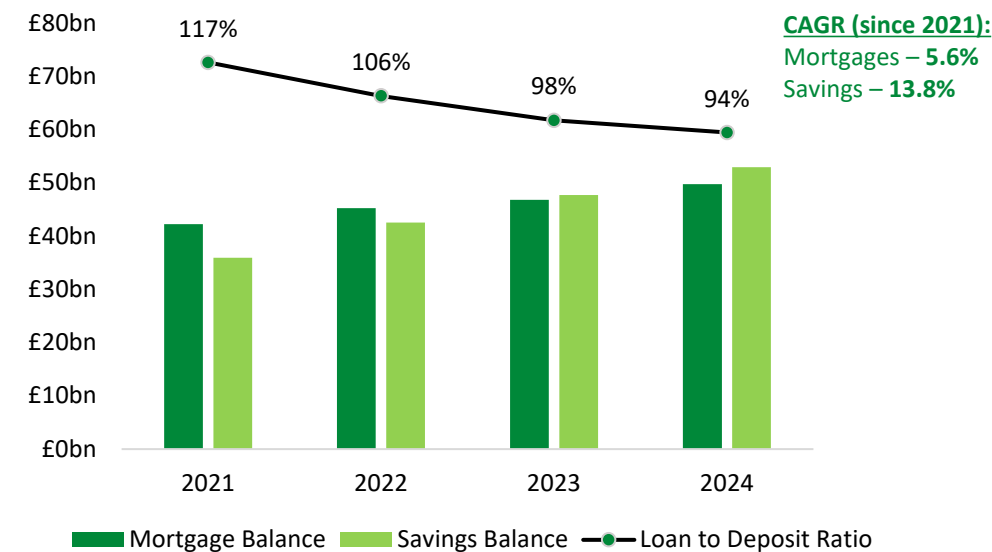


DELIVERING BALANCE SHEET GROWTH

BALANCE SHEET

£bn	2024	2023	2022
Loans and advances to customers	49.2	46.2	43.7
Liquid assets	14.6	12.8	12.5
Other assets	1.7	2.0	2.6
Total assets	65.5	61.0	58.8
Shares-retail savings	52.0	47.1	42.0
Wholesale funding and other deposits	7.3	6.8	8.4
Government borrowing	0.0	1.0	3.2
Subordinated liabilities	1.5	1.6	1.0
Other liabilities	0.7	0.8	0.8
Total liabilities	61.5	57.3	55.4
Members' interest and equity	4.0	3.7	3.4
Total members' interest, equity and liabilities	65.5	61.0	58.8

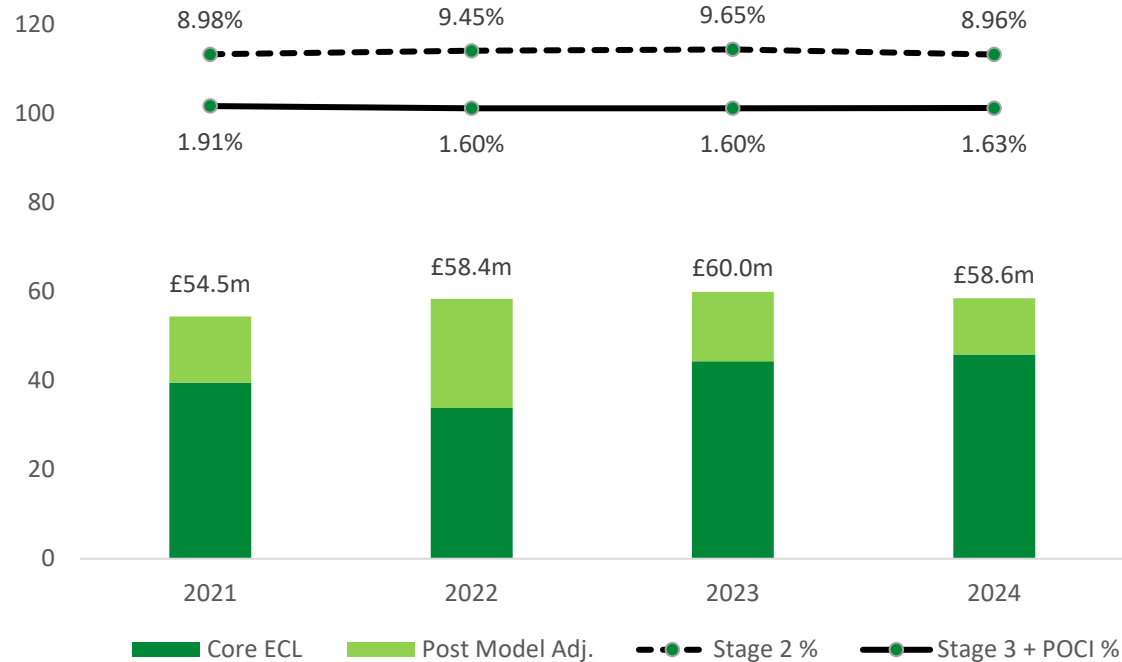
LOAN TO DEPOSIT RATIO



- Balance sheet growth of £4.5bn in 2024, to a total asset base of £65.5bn, with savings (£4.9bn) growing at a faster pace than mortgages (£2.9bn)
- The Society fully repaid TFSME, with the final repayment taking place in September 2024 – making the Society the first amongst its peer group to fully repay the funding
- The Loan to Deposit ratio reduced from 98% to 94%

IMPAIRMENT OF FINANCIAL ASSETS

ECL DEVELOPMENT



- Staging and ECLs slightly reduced with total ECLs of £58.6m
- The Society continues to apply four economic scenarios (Upside, Core, Downturn, Severe Downturn) to its ECL calculations. The assumptions and weightings for each scenario can be found in the appendix
- We expect the cost of risk to trend upwards in future periods, reflecting the nature of our more purposeful lending and the absence of expected credit loss write-backs recognised in 2024
- The Group has £290.4m (2023: £339.7m) of legacy POCl (Purchased or Originated Credit Impaired) loans from historic mergers & acquisitions. Of these loans, 84% are now considered performing, however, they will always be classed as stage 3 in IFRS 9 provisioning methodology

Economic Scenarios	Upside	Core	Downturn	Severe Downturn
Weighting	10%	60%	20%	10%

2024	Gross exposure		% in Arrears	PMA	Total ECL	Coverage	Average LTV
	£m	%	%	£m	£m	%	%
Stage 1	44,489	89.4	0.8%	2.8	7.8	-	52.1
Stage 2	4,459	9.0	6.6%	9.6	23.5	0.5	39.3
Stage 3	520	1.0	61.8%	0.3	16.7	3.2	44.5
POCl	290	0.6	17.1%	-	10.6	3.7	38.6
Total	49,758	100.0	2.1%	12.7	58.6	0.1	50.9

MORTGAGE & SAVINGS PERFORMANCE



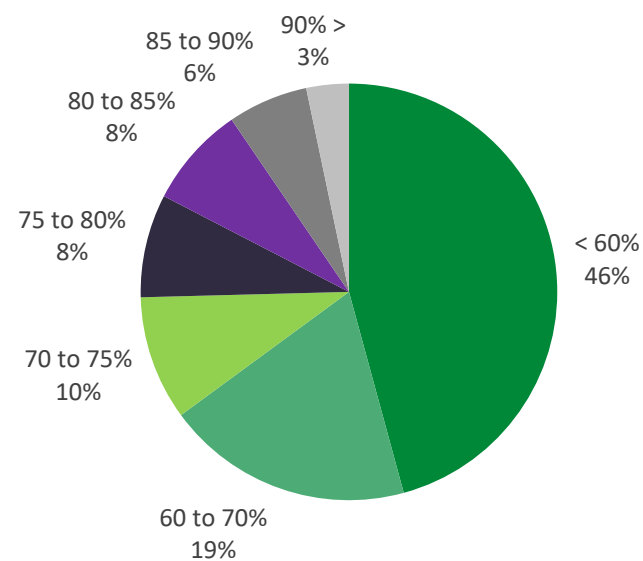
**YORKSHIRE
BUILDING
SOCIETY**

OVERALL LENDING SUMMARY

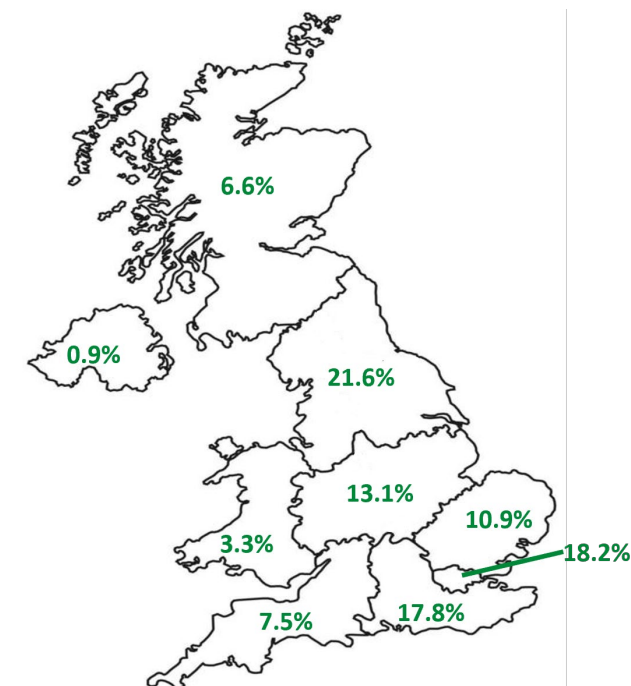
MORTGAGE BOOK

£bn	2024	%	2023	%
First Time Buyer	11.3	23%	10.6	23%
Other Buyers e.g. movers	16.4	33%	15.9	34%
Re-mortgage	12.2	25%	11.1	24%
Buy-to-Let	7.6	15%	7.3	15%
Commercial ¹	2.2	4%	1.9	4%
Total Mortgage Book	49.7	100%	46.8	100%
Fair Value Adj.	(0.5)		(0.6)	
Loans and Advances to Customers	49.2		46.2	

BOOK INDEXED LTV



REGIONAL SPLIT

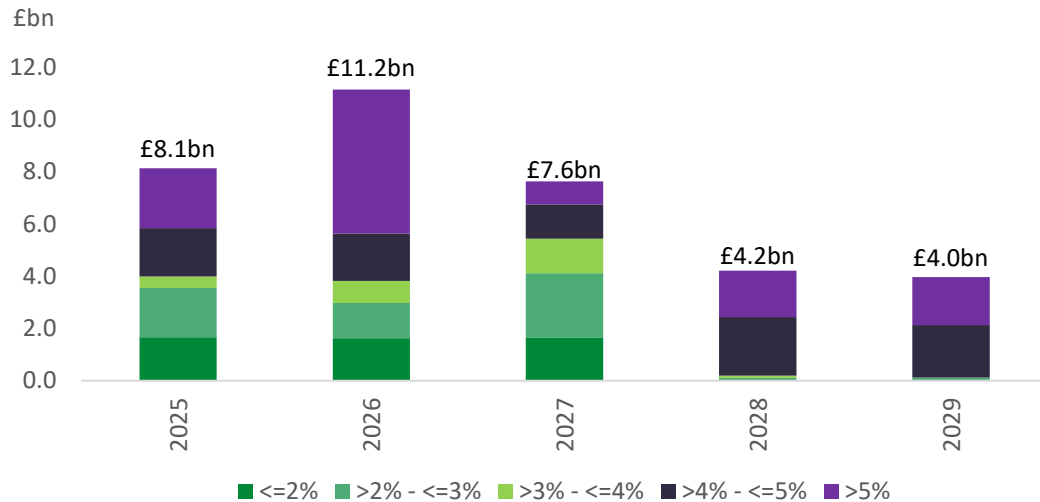


- The Society has multi-brand mortgage origination strategy through Accord and YBS, with national distribution through intermediaries and its branch network
- The Society continues to adopt a retail led strategy with predominantly all mortgages secured against residential property
- The average indexed LTV of the overall retail mortgage book is 50.9%, whilst the average LTV of new retail lending across 2024 was 70.7%
- Focus on owner occupier residential mortgages, accounting for 88% of all originations in 2024

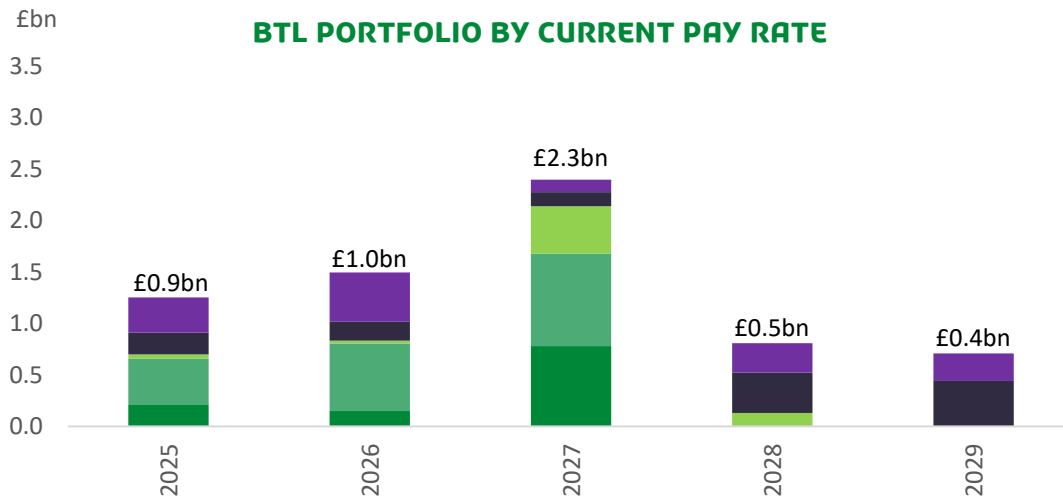
(1) Commercial exposure relates primarily to Corporate BTL (75% of portfolio) & Commercial Investment (23% of portfolio).

MORTGAGES REPRICING HIGHER CONTINUES IN THE SHORT TERM

OWNER-OCCUPIED PORTFOLIO BY CURRENT PAY RATE



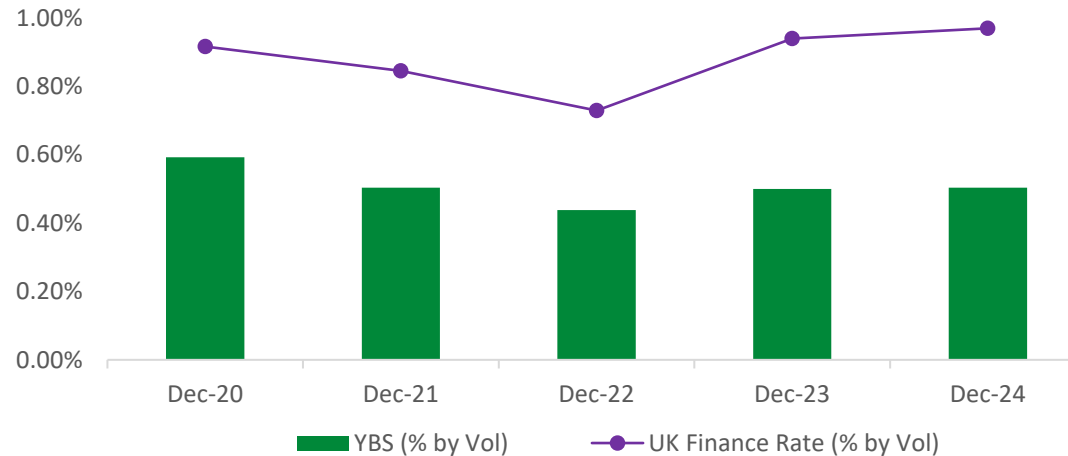
BTL PORTFOLIO BY CURRENT PAY RATE



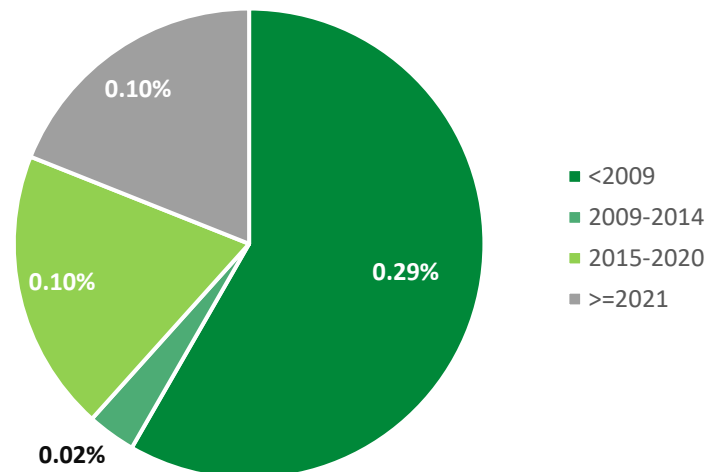
- Less than 5% of fixed rate residential monthly mortgage maturities now have an average pay rate of less than 3.0%
- c22% of fixed residential mortgage balances reprice in 2025, with an average current customer pay rate of 3.6%
- The entire residential mortgage portfolio has now been assessed against a stressed interest rate at origination of at least 7%. The current stress rate applied is 8%
- Buy to Let mortgages account for 16.0% of total exposures, and 11.6% of new lending
- For new BTL originations, the minimum interest coverage is between 125% and 145% dependent on product type, based on a current interest stress rate of 5.5% where product term is < 5 years, 4.75% otherwise (in both cases floored at Product Rate + 1%)
- The average interest coverage across the BTL portfolio at the stressed rate is 403%

OVERALL ARREARS SUMMARY

3M+ ARREARS RATE INCLUDING POSSESSIONS



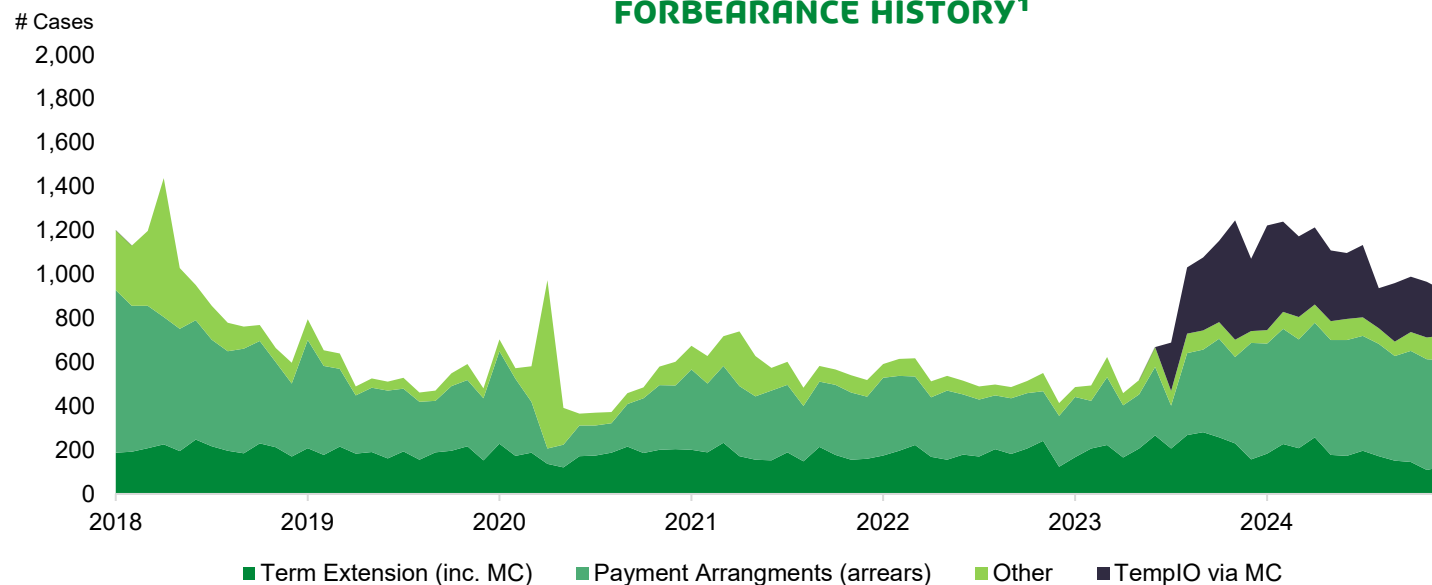
3M+ ARREARS BY VINTAGE



- 3M+ arrears rate by volume is identical to prior year at 0.5%. The 3M+ arrears rate as a percentage of balances has increased marginally across 2024 to 0.43% from 0.39%
- Arrears remain extremely low by historic standards & track significantly below the UK finance average
- The main cohort of the Society's lending where arrears have risen relates to lending originated pre-2009, contributing 58% (29bps) of the 50bps 3M+ arrears rate on the book (by volume)
- This cohort however makes up less than 5.0% of the Society's loan book, with an average indexed LTV of under 26%
- Arrears on the owner-occupied book (47bps) track closely to the overall book average of 43bps, whilst the BTL book outperforms the book average by c20bps (26bps)

FORBEARANCE REMAINS STABLE, AS MORTGAGE CHARTER IMPACTS FADE

FORBEARANCE HISTORY¹



LIVE FORBEARANCE SUMMARY

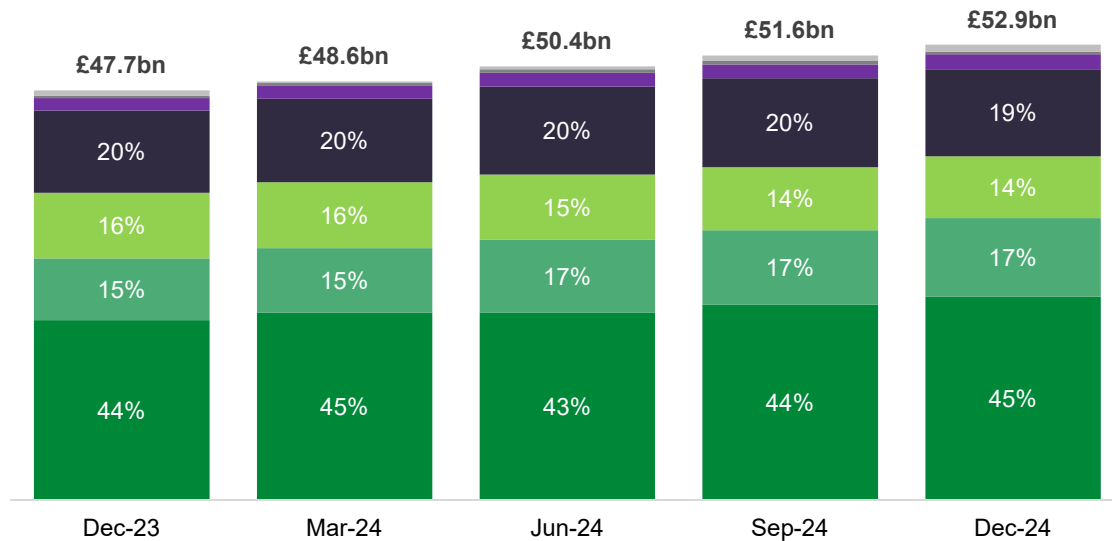
000's	Live Cases	Change v Dec 23
Term Extensions (incl. MC)	2.2	-0.5
Temp IO via MC	1.3	-0.5
Temp IO (non-MC)	0.1	-
Payment Arrangement (non-arrears)	0.8	-
Payment Arrangement (arrears)	1.4	0.1
Capitalisation of arrears	0.1	-
Total	5.9	-0.9

- Traditional forbearance (excluding Mortgage Charter measures) levels remain consistent with 12 months ago, showing the resilience of the UK economy
- Temporary interest only transfers granted through the Mortgage Charter (not treated as forbearance – in line with the charter) have begun to reduce, with around 1,300 active cases as at the end of 2024 (c1,800 cases at the end of 2023)
- Term Extensions, including those granted through the Mortgage Charter, have also seen a drop off in 2024

(1) New forbearance per month. COVID holidays excluded from graph, max 6,000 new cases in July 2020. 2020 total cases of c.18,700.

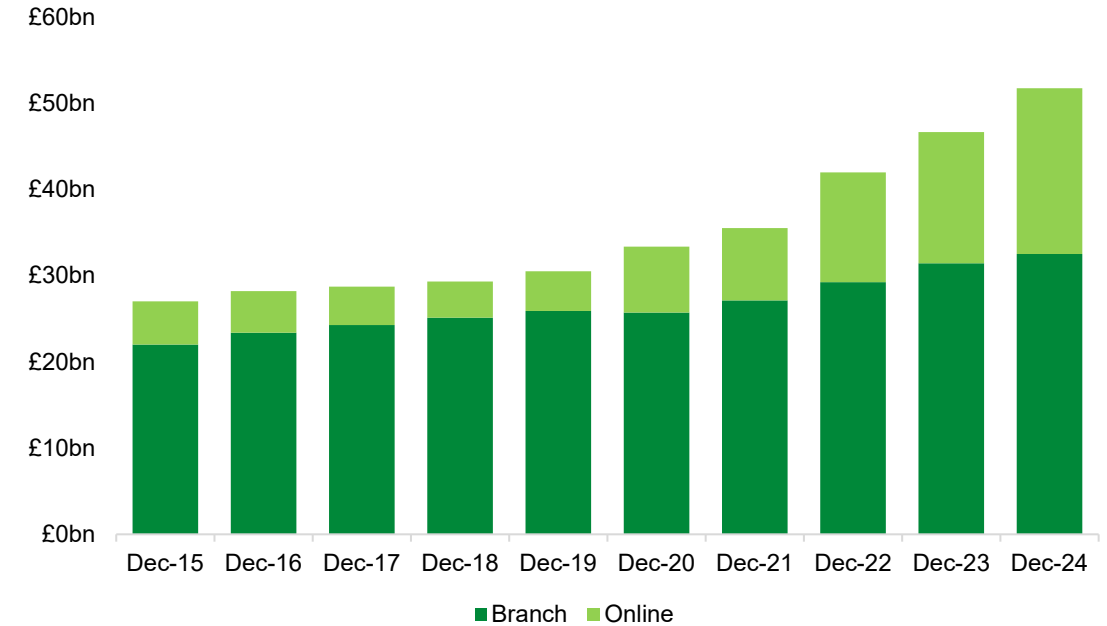
THE SAVINGS BOOK CONTINUES TO GROW

SAVINGS BALANCE GROWTH¹



■ Variable Non-ISA ■ Variable ISA ■ Fixed Non-ISA ■ Fixed ISA ■ Offset ■ Fixed Accrual ■ Variable Accrual

SAVINGS BALANCES BY ORIGINATION CHANNEL



- The Society is predominately retail funded with c85% of total funding through retail funding sources. The Society uses both internet & branch channels to acquire funds
- The Society grew its savings book by c£5.0bn in 2024, supported by growth in its strong and granular base of administered rate deposits (c.63% of total deposits)
- The Society has continued its strategy to reward its savers in 2024, paying rates which were on average 90bps² above the market average
- 84% of the Society's deposits are protected under the FSCS scheme

(1) Including Accrued Interest

(2) YBS Group average savings rate compared to rest of market average rates. Data source: CACI's Current Account and Savings Database (CSDB), Stock. Data period: January – December 2024.

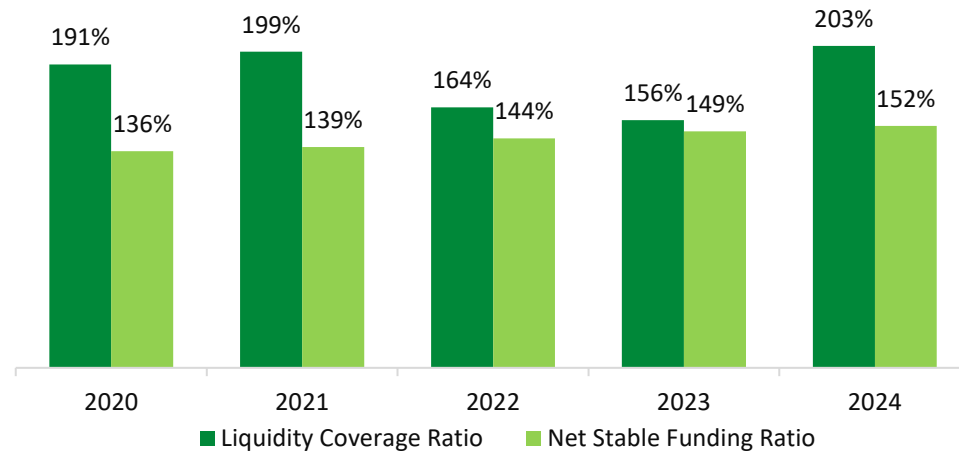
LIQUIDITY & FUNDING



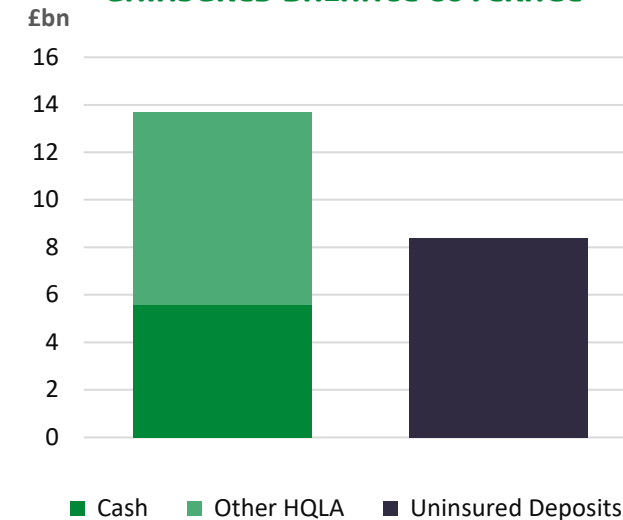
**YORKSHIRE
BUILDING
SOCIETY**

STRONG LIQUIDITY POSITION

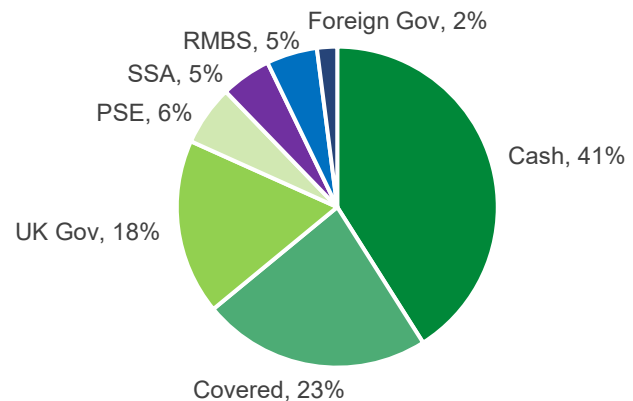
LIQUIDITY & FUNDING METRICS



UNINSURED BALANCE COVERAGE

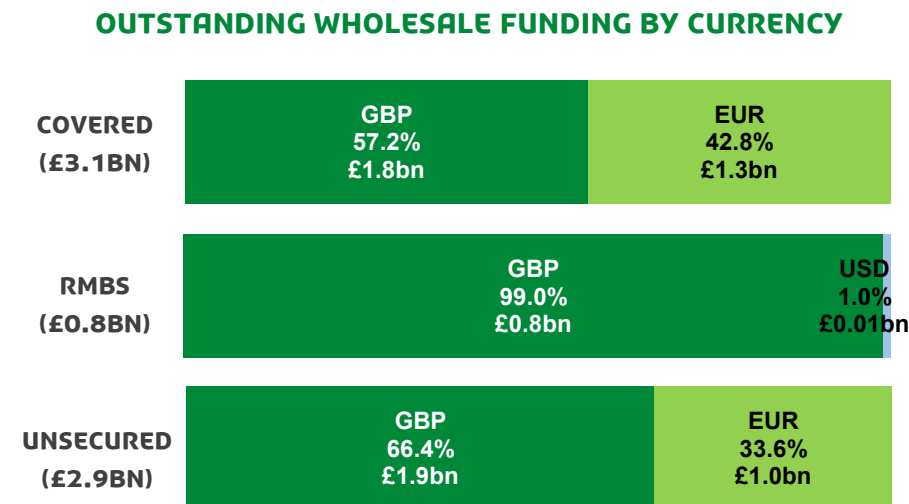
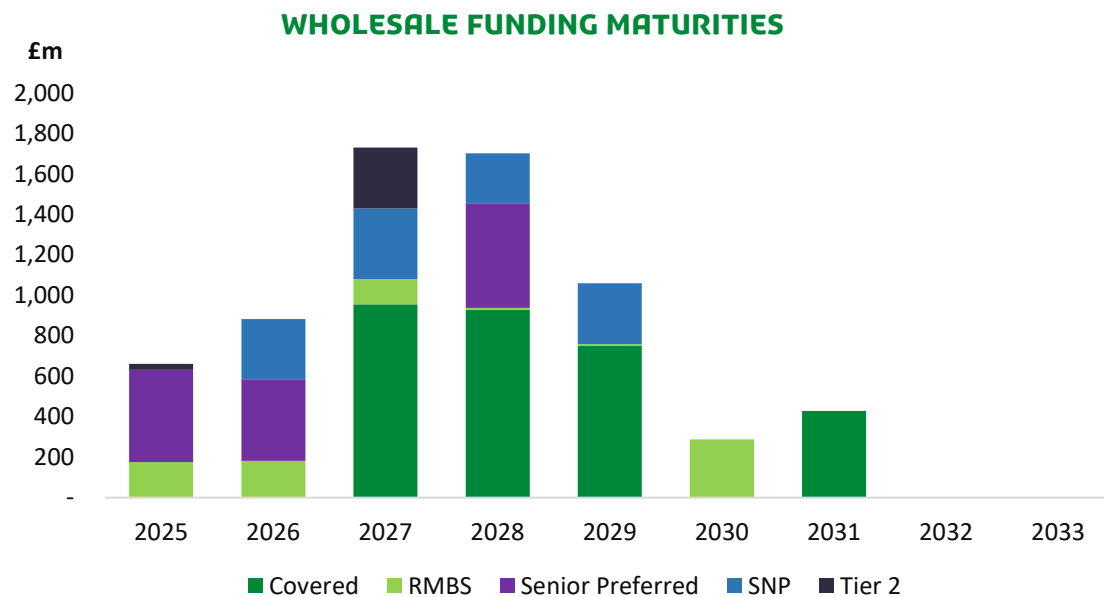


HQLA BREAKDOWN



- The Society maintains a large high quality liquid asset portfolio totalling c£13.7bn (2023: £11.8bn), well diversified by asset class and geographic region
- The Society has no TFSME outstanding
- The Liquidity Coverage Ratio (LCR) ended 2024 at 203%, remaining well above regulatory minimums
- The Society has 1.6x the amount of on-balance sheet liquidity capacity to uninsured deposits

WHOLESALE FUNDING FRANCHISE




- Whilst the Society’s main source of funding remains retail deposits, its wholesale funding franchise provides important diversification. The Society remains committed to programmatic issuance in core markets
- 2024 saw the issuance of two covered bonds. Firstly a €500m issuance, followed by a £750m transaction. In October, the Society launched the inaugural £350m trade from its new RMBS structure – White Rose Master Issuer
- Expected funding volumes for the Society in 2025 range from £0.5 to £1.5bn across Covered Bonds & RMBS, with £0.5bn completed in January 2025. Senior Non-Preferred offerings may also be considered

WHOLESALE FUNDING ISSUANCE HISTORY

Regular issuance history demonstrating our commitment to core wholesale funding markets in different currencies, which we have continued across 2024.



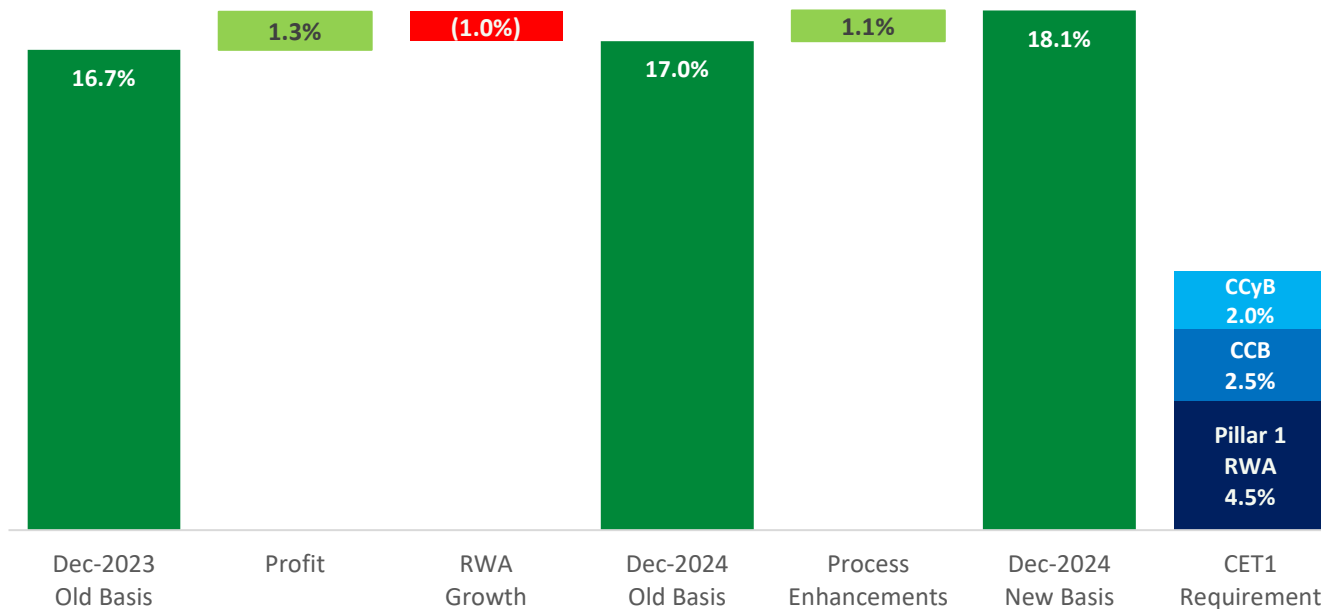
CAPITAL & MREL



**YORKSHIRE
BUILDING
SOCIETY**

CET1 RATIO DEVELOPMENT

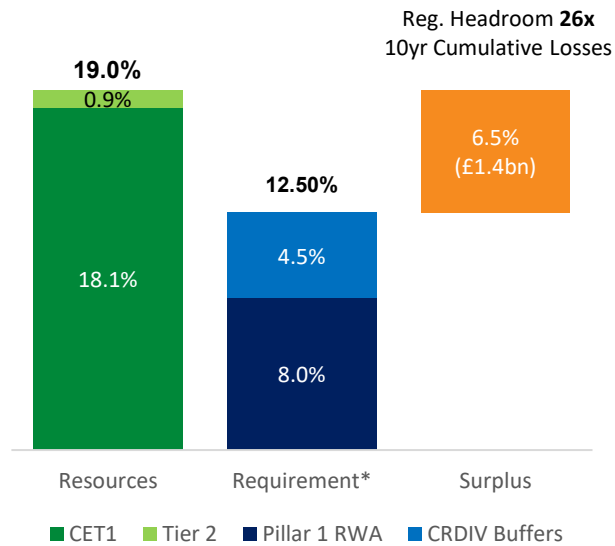
CET1 RATIO DRIVERS



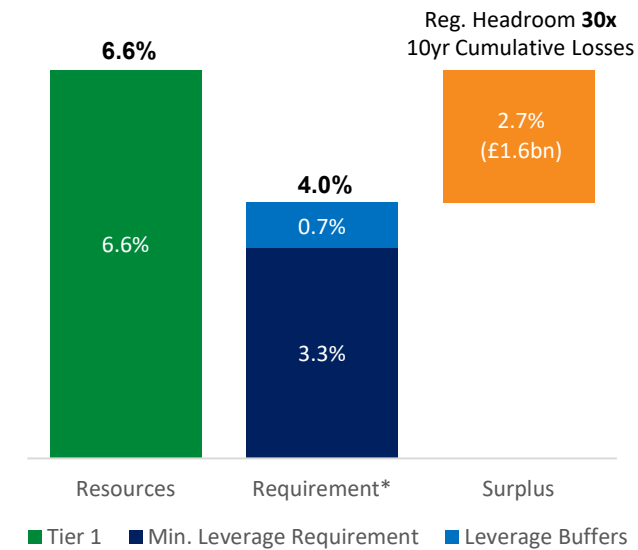
- On a like-for-like reporting basis the CET1 ratio has improved steadily vs Dec 23, as the benefit attained from 2024 profits has been partially absorbed by RWA growth
- Work has now concluded regarding the Society's approach to reporting Mortgage Risk-Weighted Assets (RWAs), the implementation of which results in a reduction in the Society's Mortgage RWAs, and supports a further increase in the Common Equity Tier 1 (CET1) ratio

STRONG SURPLUS TO REGULATORY CAPITAL REQUIREMENTS

CAPITAL RATIOS (RISK-WEIGHTED)

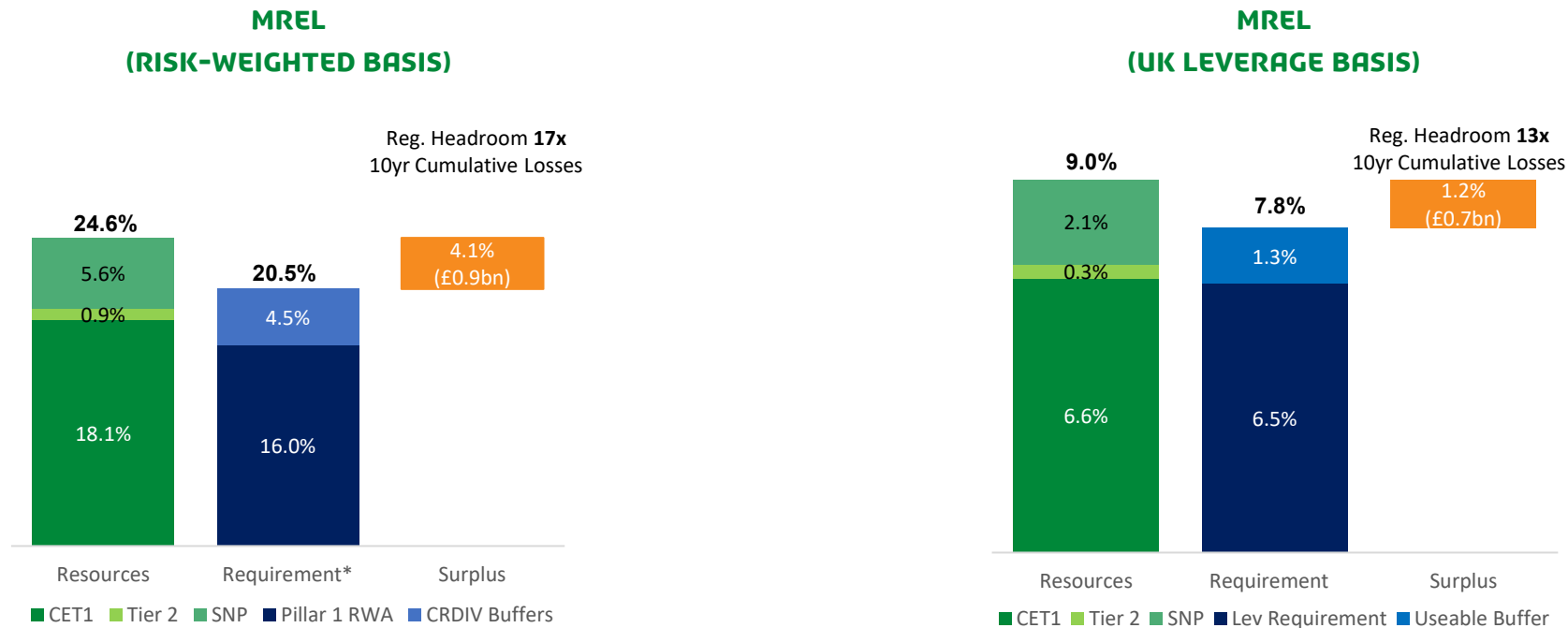


UK LEVERAGE RATIO



- The Society remains well capitalised with surplus to all key measures relative to our minimum regulatory requirements
- The UK Leverage Ratio regime is not currently binding on the Society, this is expected to become binding upon the expiry of the Society's waiver, no earlier than June 2026. Any requirement would be pending the outcome of the PRA's consultation paper on raising the deposit threshold to £70bn

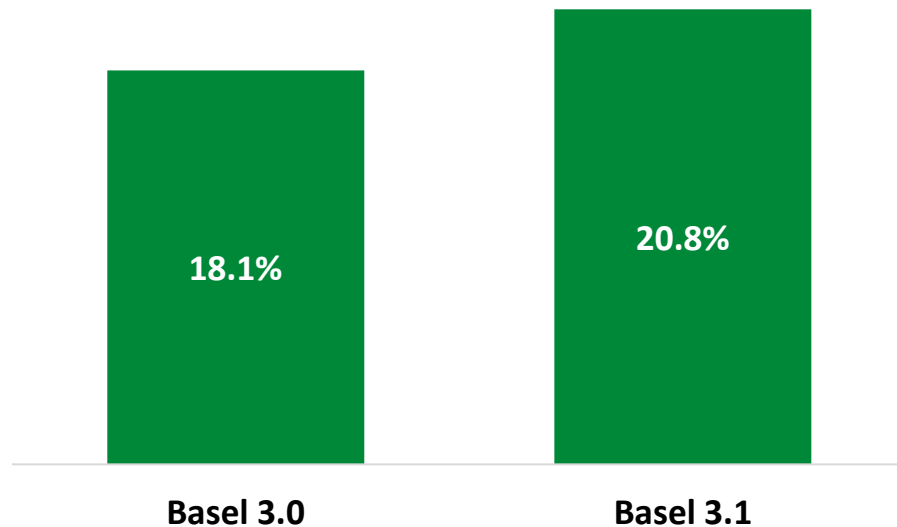
PREPARING FOR MREL LEVERAGE



- The Society currently has a healthy buffer to risk weighted MREL requirements, with a two-benchmark issuance surplus targeted over and above regulatory requirements
- The UK Leverage Ratio regime is not currently binding on the Society, this is expected to become binding upon the expiry of the Society's waiver, no earlier than June 2026. Any requirement would be pending the outcome of the PRA's consultation paper on raising the deposit threshold to £70bn
- Once the UK Leverage Regime becomes applicable to the Society, the UK Leverage MREL requirement will become binding for MREL purposes. The Society currently has a c£700m surplus versus MREL Leverage requirements


INDICATIVE BASEL 3.1 IMPACTS

CET1 RATIO %



- The implementation date for Basel 3.1 has been moved back to 1st January 2027.
- The Society applies the standardised approach to credit risk and will continue to do so at implementation of Basel 3.1. Under this approach, Lower LTV Residential exposures have lower risk weights under Basel 3.1 than under Basel 3, with higher LTV Residential lending broadly aligned to previous risk weights
- Given the Society's lending profile, this would be expected to yield a reduction in risk weights under Basel 3.1, increasing the 2024 year-end CET 1 Ratio from 18.1% to 20.8%
- The Society currently benefits from a Pillar 2A requirement offset, given it calculates risk-weights on a standardised rather than IRB basis. It is currently not clear whether this offset will remain post Basel 3.1 implementation, which may lead to a Pillar 2A requirement and absorb some of the current expected benefit

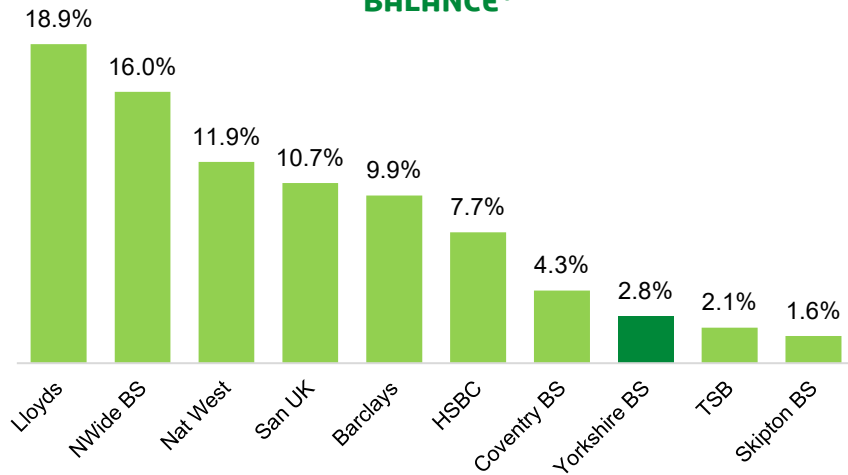
APPENDIX



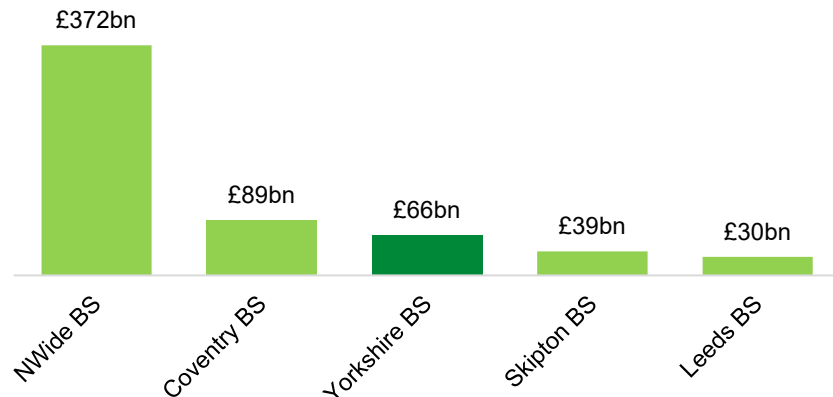
**YORKSHIRE
BUILDING
SOCIETY**

TOP 10 MORTGAGE LENDER IN THE UK

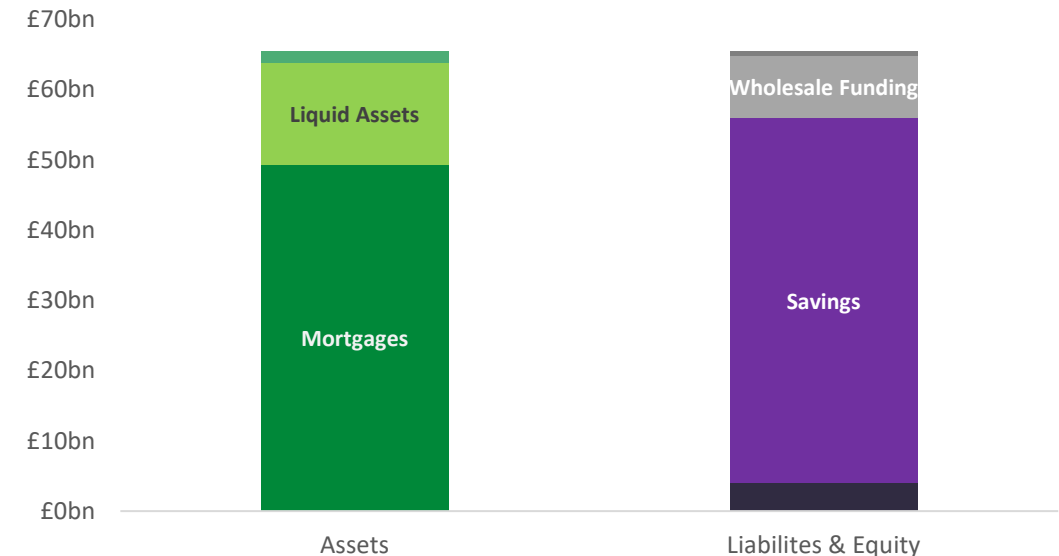
TOP 10 MORTGAGE LENDERS BY OUTSTANDING BALANCE¹



TOP 5 BUILDING SOCIETIES BY TOTAL ASSETS²



- Yorkshire Building Society (YBS) is the third largest Building Society in the UK with total assets of **£65.5bn**
- A mutual organisation since 1864 serving circa **3 million** members & employing **3,539 colleagues** across its head offices in Yorkshire and national branch network
- Incorporated under the building society act and regulated by FCA and PRA, with additional regulation for building societies from the PRA
- Traditional building society model with a primary **focus on UK retail mortgages and savings**



(1) UK Finance report – July 2024. Coventry consolidated with Co-operative Bank. Nationwide consolidated with VM UK.
 (2) Individual ARA's date Jun-24, excl. Nationwide (incl. VMUK) (Sep-24) & Yorkshire BS (Dec-24). Coventry consolidated with Co-operative Bank. Nationwide consolidated with VM UK.

DUAL BRAND LENDING STRATEGY



- Member owned mutual, enabling borrowers (members) to secure a property that they can call home
- Established in 1864 in Huddersfield by a dentist, a shoemaker and a plumber, with 6 borrowing members by the end of its first year
- Direct only lending channels
- Commercial lending arm (c3% of total group lending) established in 2019, specialising in Corporate/Limited Company Buy to Let, Commercial Investment & HMO lending
- c.£1.4bn in gross lending over 2024 across residential & commercial

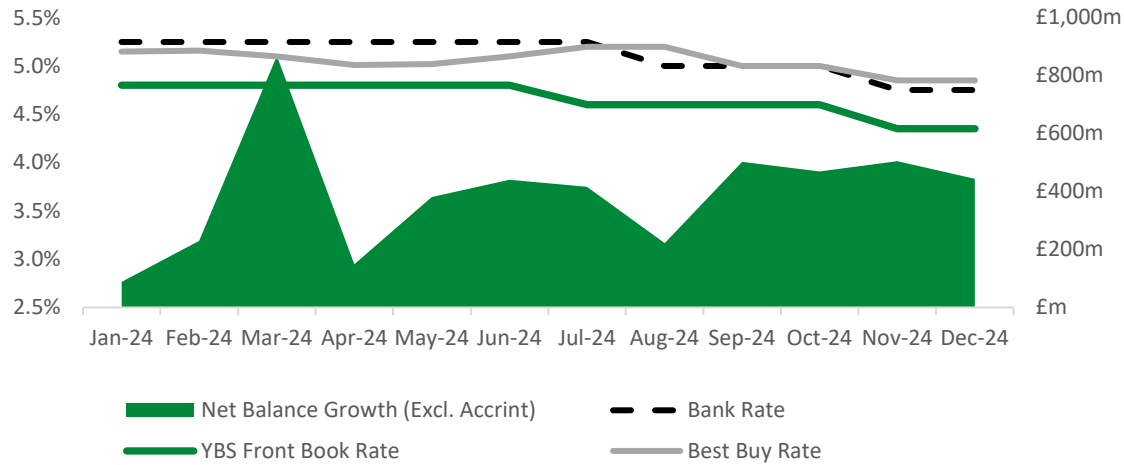


- Wholly owned subsidiary of Yorkshire Building Society (YBS)
- Established in 2003 as a dedicated intermediary lender that originates loans secured on residential and buy to let property through a trusted broker network
- Fully integrated into the YBS governance structure and as part of the wider YBS Group, with all operational activities carried out by YBS
- Celebrated for “common sense lending” approach winning multiple industry awards for broker experience
- c.£8.3bn in gross lending over 2024 across residential & buy to let

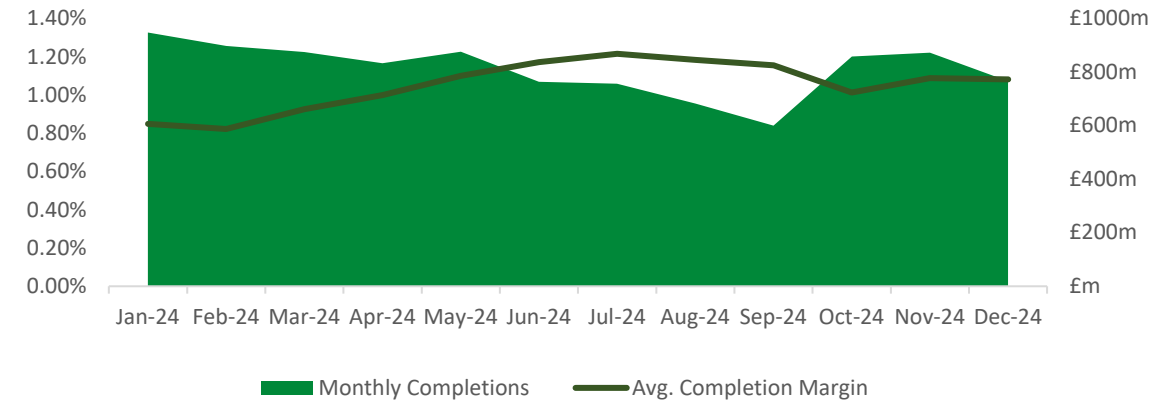
- Today the Accord and YBS brands continue to complement each other and strengthen the overall position of the Society
- Owner-occupied lending standards are largely homogenised across the brands
- Accord supports and promotes the Group’s strategy, purpose, behaviours, and culture in the areas in which it operates, supporting the long-term growth and profitability of the wider YBS Group

MORTGAGES & SAVINGS IN 2024

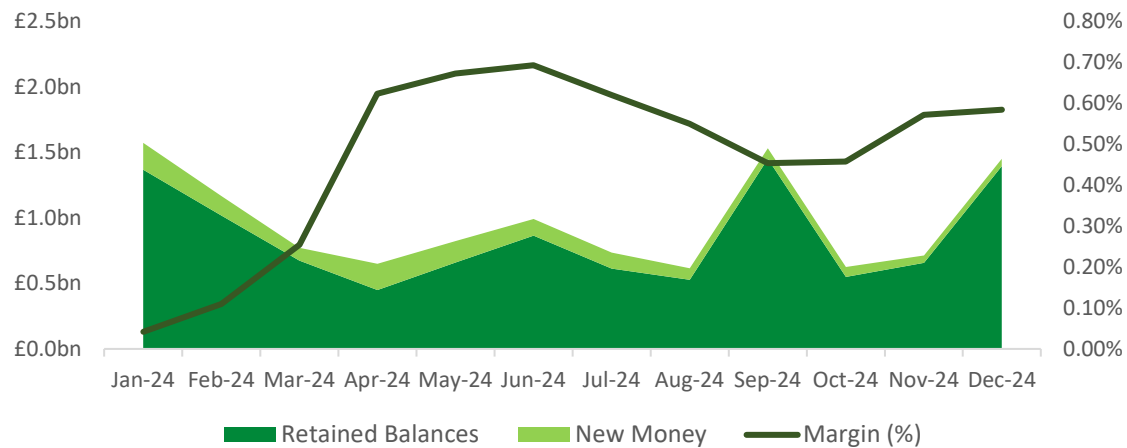
ADMINISTERED SAVINGS BALANCES & MARGINS¹



MORTGAGE MARGINS & VOLUMES IN 2024



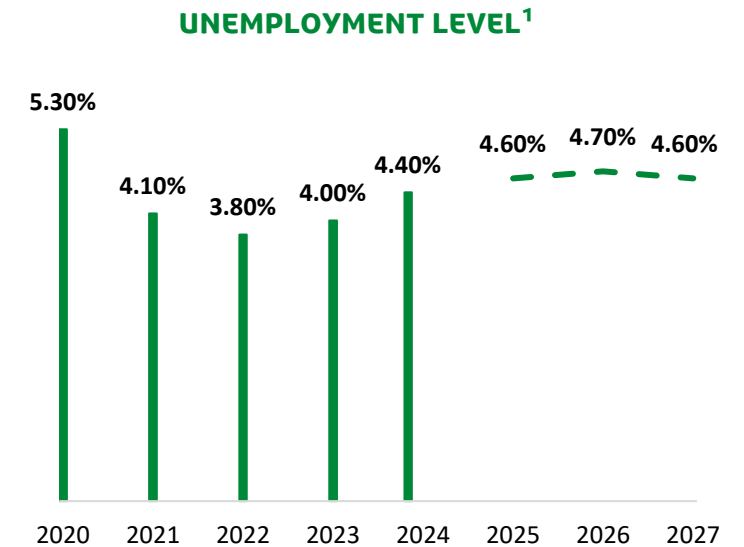
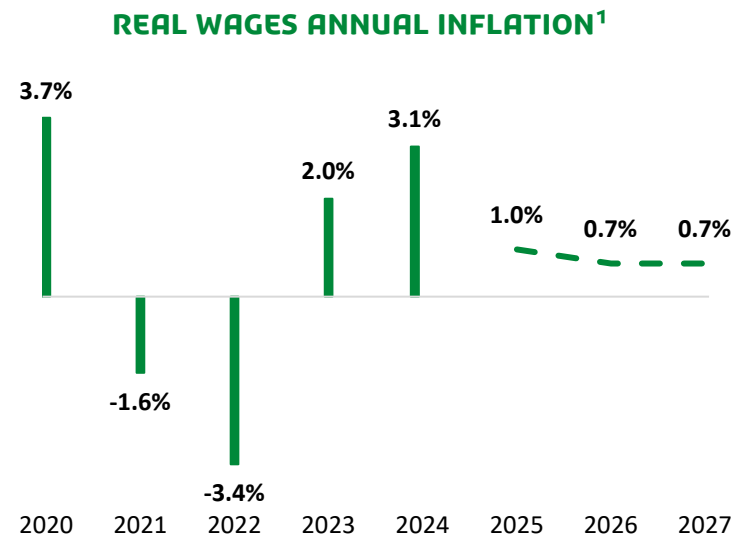
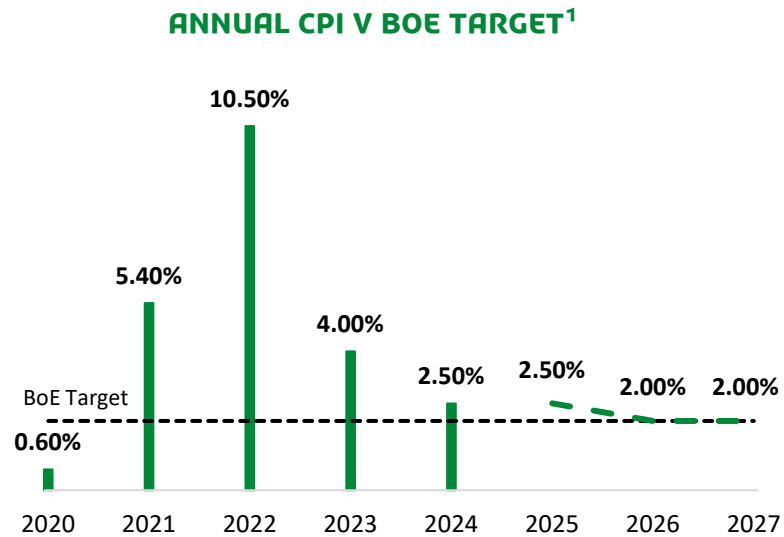
2024 FIXED RATE SAVINGS BALANCES & MARGINS



- The Society grew mortgages and savings in 2024
- Administered savings best buy rates became more competitive in 2024, YBS margins remained relatively stable
- Competition returned to the mortgage market at the end of 2024, YBS managed margins up during the middle of 2024

(1) Best Buy data based upon YBS interpretation of MSE data.

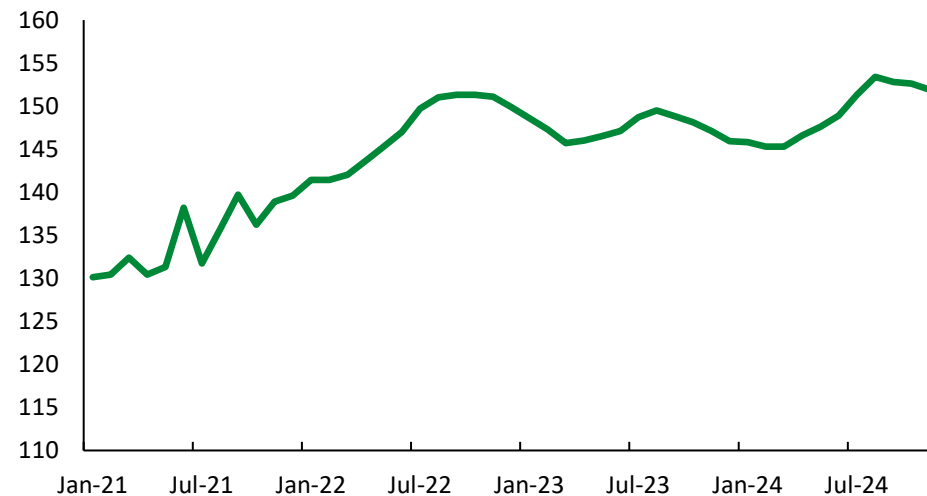
THE UK ECONOMY IS SHOWING SIGNS OF STABILISING



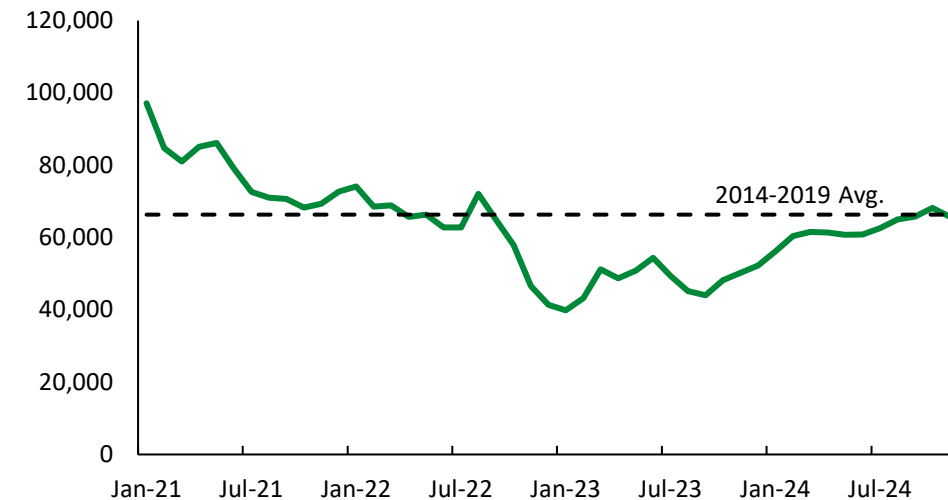
- Inflation returned to BoE Target in spring 2024, for the first time since mid2021. CPI has risen slightly since then, due to the persistence in services inflation, and energy deflation rolling out of the annual figures. Inflation is expected to increase until Spring 2025, then fall back towards target
- Real wage growth is expected to remain positive in 2025, which should ease affordability pressures in the wake of the cost-of-living crisis
- The labour market is showing signs of loosening but remains robust. Unemployment remains at historically low levels

ACTIVITY IN THE HOUSING MARKET IS RECOVERING

UK HOUSE PRICE INDEX¹



UK SEASONALLY ADJUSTED MORTGAGE APPROVALS²



- The housing market proved resilient in 2024, with a recovery in transactions compared to 2023, as interest rates fell, and confidence improved. This trend is expected to continue in 2025, due to real earnings growth and lower mortgage rates
- House prices are expected to grow modestly in 2025, as a result of the increased demand and improved affordability

ECONOMIC ASSUMPTIONS

SCENARIO / WEIGHTING	ECL (£M)	ASSUMPTION (%)	2025	2026	2027	2028	2029
UPSIDE (10%)	39.1	HPI	6.0	5.5	4.0	4.0	4.0
		GDP	1.9	2.0	2.4	2.2	2.2
		UNEMPLOYMENT	4.2	4.2	4.2	4.2	4.2
		BASE RATE	3.5	3.5	3.5	3.3	3.3
CORE (60%)	41.4	HPI	3.0	3.0	3.0	3.0	3.0
		GDP	1.3	1.5	1.6	1.6	1.7
		UNEMPLOYMENT	4.6	4.7	4.6	4.5	4.5
		BASE RATE	4.0	3.8	3.8	3.8	3.5
DOWNTURN (20%)	83.7	HPI	(4.0)	1.0	0.5	1.2	1.2
		GDP	0.5	0.7	1.0	1.2	1.2
		UNEMPLOYMENT	6.0	5.8	5.5	5.0	4.8
		BASE RATE	4.8	4.3	4.3	4.3	4.3
SEVERE DOWNTURN (10%)	130.2	HPI	(14.3)	(9.5)	(1.6)	6.1	0.5
		GDP	(4.5)	(1.5)	0.5	0.8	0.8
		UNEMPLOYMENT	8.0	8.4	7.0	6.5	6.0
		BASE RATE	6.5	5.5	5.0	5.0	4.5

CREDIT & ESG RATINGS



CREDIT RATING	OUTLOOK	MOODY'S	FITCH	ESG RATINGS	RATING/SCORE	SCALE (BEST TO WORST)	LAST REVIEW
COVERED BONDS		Aaa	AAA	MSCI ³	AAA	AAA to CCC	Feb 25
RMBS		Aaa	AAA	S&P GLOBAL	47	100 to 0	Dec 24
SENIOR PREFERRED		A2	A	CDP	C	A to F	Feb 25
SENIOR NON-PREFERRED		Baa1	A-	MORNINGSTAR SUSTAINALYTICS	Our ESG Risk Rating can be found at: https://www.sustainalytics.com/esg-rating		
LONG TERM RATING ¹	Stable	Aa3	A(dcr)				
SHORT TERM RATING ²	Stable	P-1	F1				

(1) Moody's = Long Term Counterparty Risk Rating, Fitch = Derivative Counterparty Rating.

(2) Moody's = Short Term Counterparty Risk Rating, Fitch = Short Term Issuer Default Rating.

(3) The use by Yorkshire Building Society of any MSCI ESG Research LLC or its affiliates ("MSCI") data, and the use of MSCI logos, trademarks, service marks or index names herein, do not constitute a sponsorship, endorsement, recommendation, or promotion of Yorkshire Building Society by MSCI. MSCI services and data are the property of MSCI or its information providers, and are provided 'as-is' and without warranty. MSCI names and logos are trademarks or service marks of MSCI.

CONTACTS

Tom Ranger

Chief Financial Officer

Email: tranger@ybs.co.uk

Lyndon Horwell

Treasurer

Email: lorwell@ybs.co.uk

Tel: +44 (0)7711 375 101

Edward Smith

Senior Manager – Wholesale Funding

Email: ezsmith@ybs.co.uk

Tel: +44 (0)1274 357354



**YORKSHIRE
BUILDING
SOCIETY**